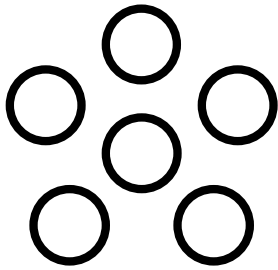
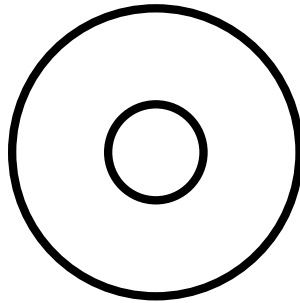


Teachers and students use these graphic tools to organize and classify information that is learned.



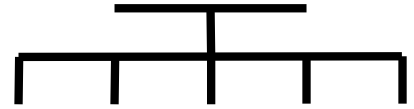
BUBBLE MAP

K, 1, 2, 3, 4, 5, 6



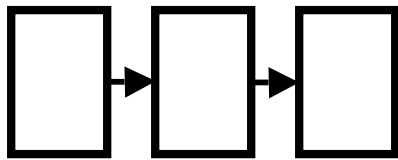
CIRCLE MAP

K, 1, 2, 3, 4, 5, 6




TREE MAP

K, 1, 2, 3, 4, 5, 6



FLOW MAP

K, 1, 2, 3, 4, 5, 6



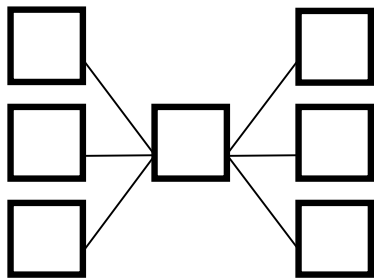
DOUBLE BUBBLE

1, 2, 3, 4, 5, 6



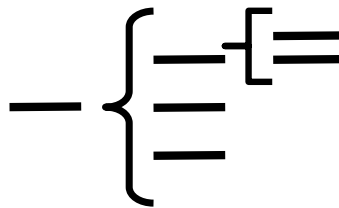
BRIDGE MAP

1, 2, 3, 4, 5, 6



MULTI-FLOW MAP

3, 4, 5, 6




BRACE MAP

2, 3, 4, 5, 6

THINKING MAPS

ONE OF OUR BEST PRACTICES

GRADE LEVELS- MINIMUM REQUIRED



BENJAMIN FRANKLIN ELEMENTARY SCHOOL

